




## FPN 1000 (10-1000/15-1000)



Pump type	Art. no.	Rpm max.	Power input max.	Pump output max. at 10 bar Hs 3,0 m	Weight	Dimensions
		min <sup>-1</sup>	kW (HP)	l/min	approx. kg	approx. LxWxH mm
FPN 10-1000-1HL	022160	4200	85 (116)	2500	90	1010x920x850
FPN 10-1000-1HR	022161					
FPN 10-1000-2HL	022082	3780	62 (85)	1900	76	875x750x680
FPN 10-1000-2HR	022183					
FPN 15-1000-2HL	022084	4080	75 (102)			
FPN 15-1000-2HR	022085					

**Basic equipment:**

1stage or 2stage centrifugal fire pump in clockwise or anti-clockwise rotational direction,  
1 suction inlet size A,  
2 delivery outlets size B,  
each 1 connection for rapid intervention line and tank filling line,  
1 connection for tank suction line lockable via butterfly valve.

**Priming system:** fully automatic TROKOMAT PLUS

**Gauges and controls:**

modular pump control system "Z-Control"  
(sub chapter "Z-Control")

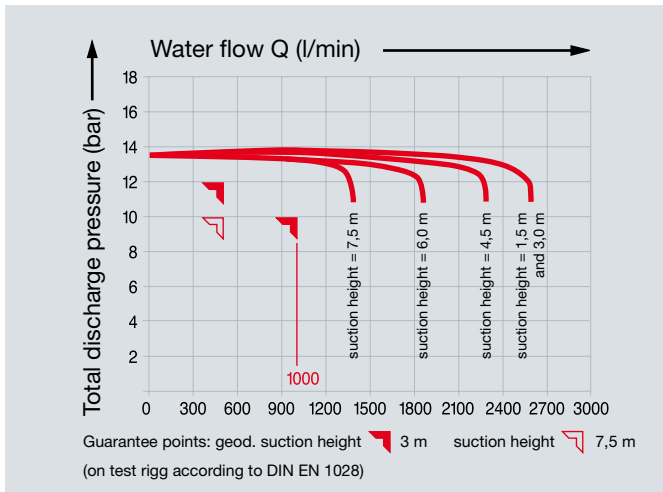
**Paintwork:**

silver coloured RAL 9006

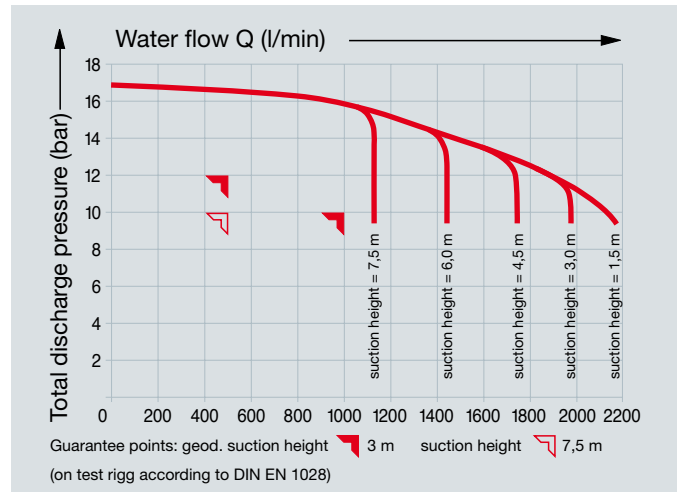
**Drive:**

via joint shaft from p.t.o. of the vehicle gearbox

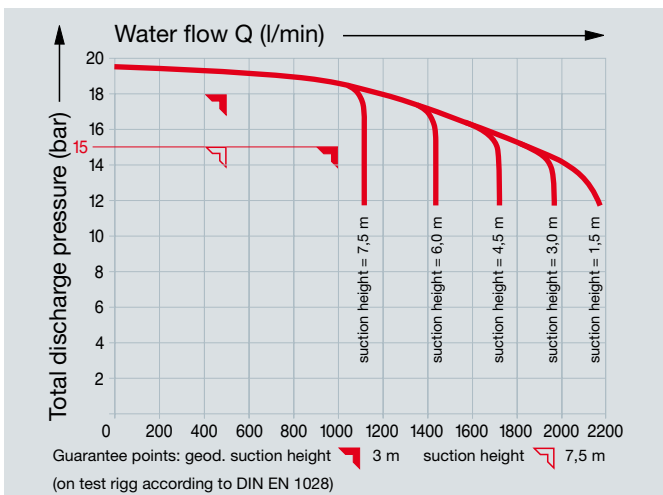
**FPN 1000 (10-1000/15-1000)**



**FPN 10-1000-1**, test number: AZ 101010605



**FPN 10-1000-2**, test number: AZ 101020403



**FPN 15-1000-2**, test number: AZ 151020403

**Auxiliary equipment and systems**

on request, additionally charged:  
 third and fourth delivery outlet, connection for a second rapid intervention line, line for turret, installation of a pump proportioner, automatic p.t.o. engagement (ANS), automatic pressure governor (TOURMAT D), automatic water supply system (AWZ), TROKOMAT PLUS shut-off, pumping out unit.

If an rpm adjustment is necessary (p.t.o.) various integrated pump gearboxes are available.